

View *Starting Point* Listing

To view the *Starting Point* listing for a Year Round or Seasonal Event, you must get to the Club Home Page by following the instructions in Getting Started – Accessing the Club Home Page.

Briefly,

1. From the AVA home page placing your mouse pointer over **Administrative** on the menu bar, move the cursor over **Clubs only** on the drop-down menu, move the cursor over **Club Home Page-ESR**, and click.
2. Click on the **Clubs** button of the Club Home Page Entry page.
3. Enter Login ID and Password and click on the **Login** button of the Club Login page.

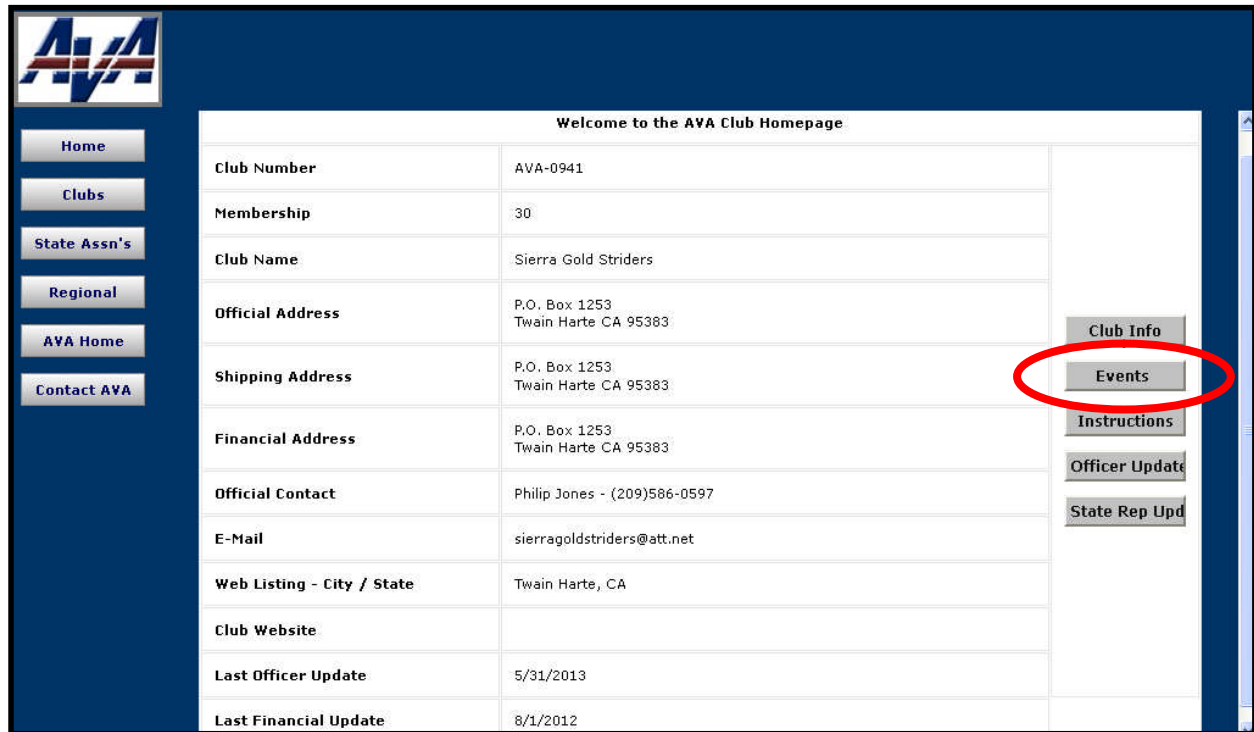


Figure 1 - Club Home Page

1. Click on the **Events** button to get to the ESR Navigation page.

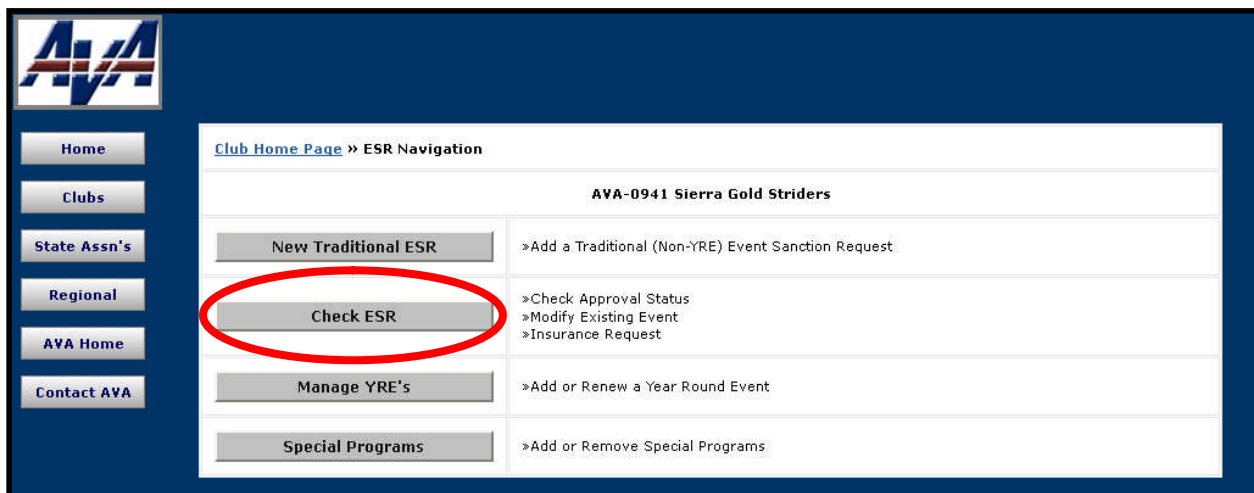


Figure 2 – ESR Navigation Page

2. Click on the **Check ESR** button to get to the Club ESR Status Listing page.

AVA

Home
Clubs
State Assn's
Regional
AVA Home
Contact AVA

Club ESR Status Listing

(sorted by entry date)
club: AVA-0941 Sierra Gold Striders
[Return to ESR Navigation Page](#)

Event ID	Event City / State or Country				Insurance Request Date (click to request)	Entry Date	Approvals
Type	YRE #	Start	End	Special Special Program	Stamp Issued	Modify ESR	
96023	Jackson Town - Amador County, CA Starting Point Listing				Click to Request Insurance REQUEST	6/5/2013 1:59:09 PM	Approvals
YRW	2014/Y0255	(1/1/2014)	(12/31/2014)	Special Program Listing			Edit
93852	Yosemite National Park - Clouds Rest - Mariposa County, CA Starting Point Listing				Click to Request Insurance REQUEST	7/22/2012 6:01:56 PM	Approvals

Figure 3 – Club ESR Status Listing Page

- In addition to appearing on the AVA Webpage for the public, the information that you entered when submitting your Electronic Sanction Request for Year Round and Seasonal events is printed in the *Starting Point*. It is extremely important that this information and its display be correct, informative and understandable. How it will look in the *Starting Point* is available for your critique.
- Locate the event that you have an interest in, **96023** in the example, and click on [Starting Point Listing](#) to get to the Start Point Entry for This Event page

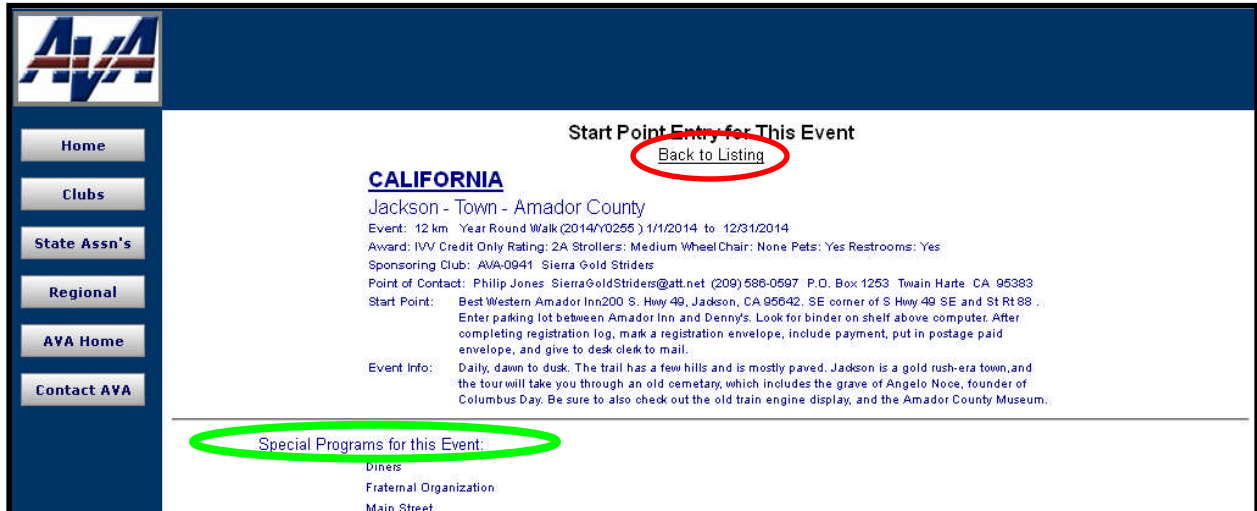


Figure 4a – Start Point Entry for This Event Page – Year Round Event

5. If you wish to change the information shown in the listing, we suggest that you print a copy of the screen using your browsers print capability, then click on **Back to Listing** at the top of the screen to return to the Club ESR Status Listing page. Then find the event you wish to revise, click on **Edit** and make your revisions following the instructions in the Adding and Changing Event Information module. Don't forget to print a copy of the revised sanction request for your club's records.
6. Clicking on **Starting Point Listing** also shows AVA Special Programs entered for the event. If you find that your event has no Special Programs listed and you wish to record one or more, follow the instructions in the Adding Special Programs module.
7. Click on **Back to Listing** to get back to the Club ESR Status Listing page to view more of your YREs, or click on one of the options on the left to go somewhere else.
8. The **Starting Point Listing** function is also available on the ESR listing for Traditional Events. However; when you click on it you will get the message shown in Figure 4b.

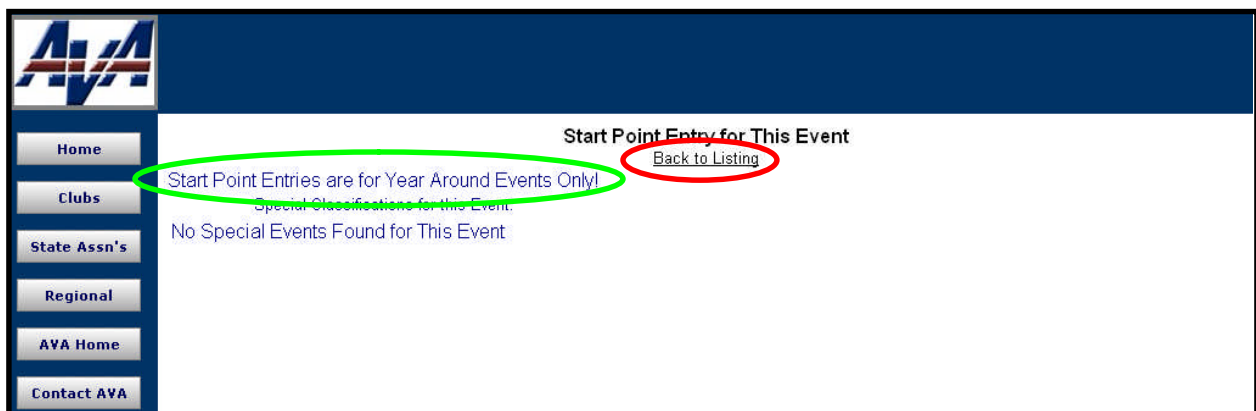


Figure 4b – Start Point Entry for This Event Page – Traditional Event

9. Click on **Back to Listing** and let's go to dinner.